

Bird Deterrent



Klober's Bird Deterrent prevents birds from landing and nesting on structures. To protect surrounding area from fouling, damages and prevent possible slippery surfaces. Also avoids unsightly appearances.

Product features & benefits

- Quick and easy to install – simply bend into shape and screw in place
- Highly weather resistant
- Flat-packed to save storage space and facilitate transport
- Rounded end to spikes makes them safe to handle and prevents birds from being injured
- Highly durable galvanised steel – suitable for window sills and ledges, signage, conservatories, security cameras, light fittings and edges of roofs

Area of application

Suitable for:

- Window sills & ledges
- Signs
- Conservatories
- Security cameras
- Lights
- Edges of roofs

Material

Galvanised steel

Dimensions

500mm long x 75mm high


Drill holes are 4.5mm in diameter

Product Code / Packaging


KB7781

10 pieces per carton

Installation




1. Bend the small metal section which is located at the end of the metal fixing plate.




2. Bend the Bird Deterrent until both metal fixing plates, with the drill holes, are directly over one another.



3. Push the metal fixing plate over the small metal section to fix in place, as shown in the diagram. This will ensure the Bird Deterrent will not spring apart.



4. The Deterrent is ready to screw in place.



5. Install on window ledges, conservatories etc. It is recommended that sealant is used around penetrations to make watertight.